

LES ROIS VAGABONDS
« Concerto for two clowns »
by
Igor SELLEM and Julia Moa CAPREZ

Technical contact :

Sacha Pinget : 0033 (0)6 48 05 75 21 - regie.vagabonds@gmail.com

Technicians on tour: Sacha Pinget and/or Florian Euvrard

Contact (english/ german/ italian/ spanish/ french)

Julia Moa Caprez 0033 (0)6 82 31 70 27 - lesroisvagabonds@gmail.com

This rider and his 8 appendices are integral part of the contract
It should be signed by the organizer

MINIMUM STAGE SIZE:

Depth: 7m

Width: 6m

Clearance: 6m

STAGE:

(plans in appendix 1)

The company brings:

- Tumbling floor and dance carpets
- 1 metallic support with velvet curtains (width: 2m, depth: 3m, height: 2,50 m)
- 1 chandelier (diameter: 2m; height: 1,70m; weight: 25 kg).
- All the rigging material
- 1 winch with a bag for weights
- 1 low fog machine (MDG Ice Fog Compact)
- 1 manual machine for spreading rose-leaves

The company demands:

- 200kg rigging point for the chandelier, in the center of the forestage, exact spot to be determined together. (The chandelier is an aerial circus equipment non-dynamic.)
(exemples in appendices 7 and 8)
- 200kg rigging point in the back-stage, to be determined together.
(exemples in appendices 7 and 8)
- 200kg weights (sandbags or stage weights) for holding down the winch.
- Curtains: 4 pairs of black legs + black 4 borders + 1 stage teaser at 5,50m

- Black backdrop with opening in the center
- Liquid carbon dioxide (CO2): 1 bottle of 10kg /per show (**important: with ascending pipe / syphon**) for Low-Fog-Machine (MDG ICE-FOG Compact)
If the organizer doesn't provide the CO2, the company can reclaim 200€ to the organizer.
- At least 36m dance carpet tape
- White and black electrician tape

LIGHT:

(plans in appendices 2 to 5)

The company brings:

- Light desk on PC (D:light) and remote control
- Node for Ethernet/DMX
- Gel sets that are not provided by the theater

The company demands:

- Light and Sound desks side by side in venue
- A scaled stage plan at least 1 month before the show
- Written patch
- **Pre-assembly with gel sets (as many as possible)**
In case of impossibility of the pre-assembly, please contact the company at least one month before the show.
- DMX line with 5 spikes at the technic desk
- 48 circuits 3 kw on DMX
- 7 Spotlight PC 1000W
- 39 PAR 64 CP62
- 4 PAR 64 CP61
- 8 Profile Spot type 613 Sx
- 2 Profile Spot type 614 Sx
- 4 Profile Spot type 714 Sx
- 3 lighting stands height 1,60m
- 3 lighting stands height 2,50m
- 10 floor-stands
- Direct 16A line and DMX line with 5 spikes on back stage (for MDG Low-Fog-Machine)
- 2x 613 profiles and 4 PAR 64 CP62 can be requested according to the size of the proscenium.

A light plan adaptation may be possible with company agreement at least three weeks before the show.

Gels :

Reference	Number	Size
#132	4 4 5	2kW Profile 1kW Profile PC 1kW
#119	6	1kW Profile
#035	2	PAR 64
#053	6	PAR 64
L147	2	PC 1kW
L176	3	PAR 64
L203	2 2	1kW Profile PAR 64
L202	2 2	1kW Profile PAR 64
L248	18	PAR 64
L249	1	PAR 64
L281	10	PAR 64

SOUND:The company brings:

- 5 wireless microphones: Type Sennheiser (XLR outputs)
- Yamaha LS9 Digital mixer (XLR I/O)

The company demands:

- Professional quality stereo sound system PA (for example: Nexo, L accoustics, Meyer, DnB,...). The PA must cover equally every area of the audience and work when at the company begin her set-up. Please communicate your sound-system material list to the company at least 1 month before the show in order to be validated by the company's technician. If the company's technician consider it not suitable, he can ask you to rent another sound system.
- Sound and Light desks side by side in venue
- 2 monitors on stage (type PS 15, L.A 12XT)
- 1 Multicore cable 12/4 from technic desk to the stage
- 1 Intercommunication system: 3 posts

TIME NECESSARY FOR ASSEMBLY:

With pre-assembly: 2 services (2 x 4h)

Without pre-assembly: 3 services (3 x 4h)

TIME NECESSARY FOR DISMANTLE:

2h with 2 persons (concerns only the companies material)

The company's material must be dismantled and loaded before the local material.

THEATRE STAFF DEMANDED:

In case if there is no pre-assembly please provide a supplementary assembly service the day before the show, with the necessary staff according to the size of the stage, possibilities of light rigging, etc.

Assembly day:

- 1 light tech for 2 assembly services
- 1 sound tech for 2 assembly services
- 1 stage tech for 2 assembly services
- **2 roadies / technicians who stay all the assembly time with the company's technicians**

For the show:

- 1 light tech for 1 Show service
- 1 sound tech for 1 Show service
- 1 stage tech for 1 Show service

For the dismantle:

- **2 roadies / technicians who stay all the dismantle time with the company's technicians**

TIMETABLE EXAMPLE

- 9h-10h: Truck unloading + Installation of patch
- 10h-13h: Light focusing and Installation of the chandelier
- 13h-14h: Lunch
- 14h-16h: Sound Installation, Stage Installation and Installation of the Low-Fog-Machine
- 16h-17h: Final light focusing with the artists
- 17h-18h: Sound check with the artists
- 18h-19h45: Artists warm-up and preparation
- 19h45: Stage cleaning
- 20h30: Show
- 21h45: Dismantle and Truck loading
- 23h45: Dinner for the whole crew

Duration of the show: 1h10

DRESSING ROOMS:

- 1 or 2 dressing rooms with toilets and showers
- Catering: water, fruits, cookies, cheese, bread, coffee, tea, coca cola, beer, ...
- 10 x 0,5l non gaseous water for (every) show
- Three clean towels

PARKING:

Provide a secured parking:

- For a truck (Type Mercedes sprinter: height: 2,60m; length: 7m; matriculation: CD-360-RN)
- For a Camping-Car (height: 3m; length: 7m; matriculation: DH-390-KQ) as close as possible to the theatre and with electrical connection if possible.

REMARKS:

- Crew on tour: 5 persons (2 artistes and their 7 years old child, 2 technicians)
- In the show there are some interactive moments with the audience:
Please don't place children in the first rank.
Please let us know if there are any groups or disabled persons so that we can choose the most adapted places for them.
- If the stage height is flexible please adjust it at 80 cm.
- If the stage is not flat please contact us.

**THE COMPANY/
AGENT OF ARTISTS**

Date :

in (city) :

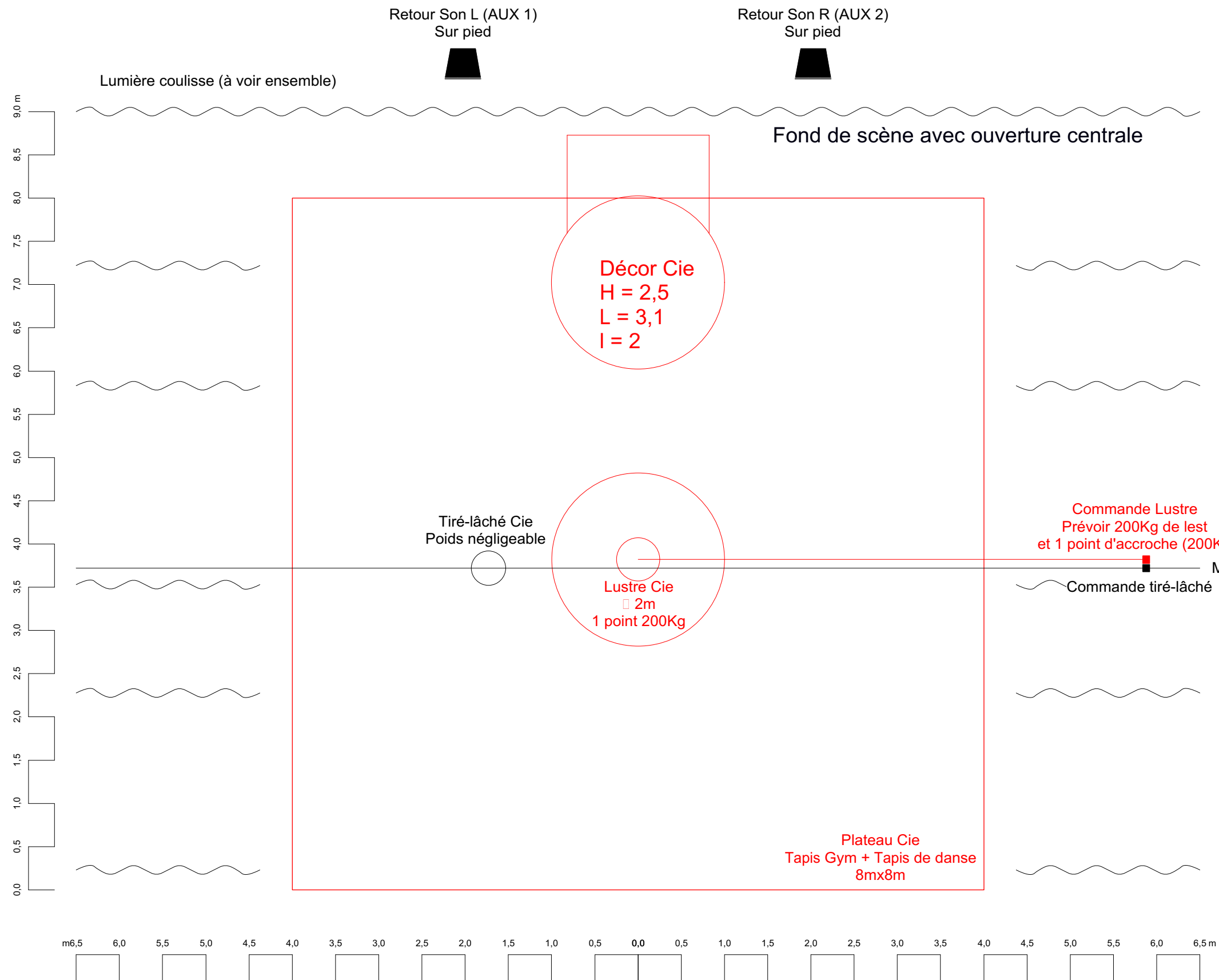
Signature :

THE ORGANIZER

Date :

in (city):

Signature :



Machine a fumée lourde Cie
 Prévoir 1 arrivée DMX 5p, 1 PC 16A,
 1 bouteille de CO2 à tube plongeur de 10Kg

MDG

Cie Les Rois Vagabonds

Concerto pour deux clowns

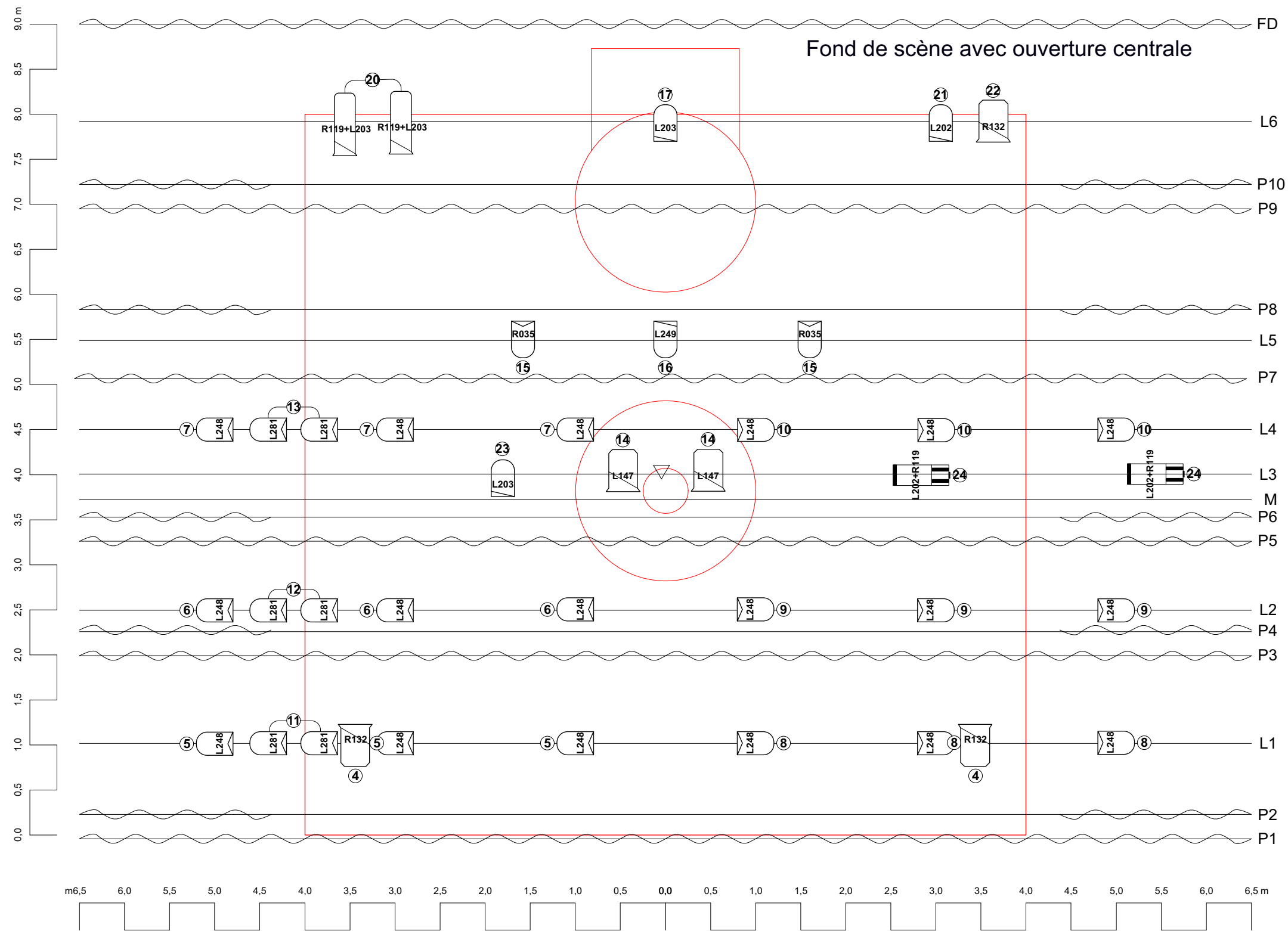
Annexe 1 : Implantation Plateau

ECH 1:50

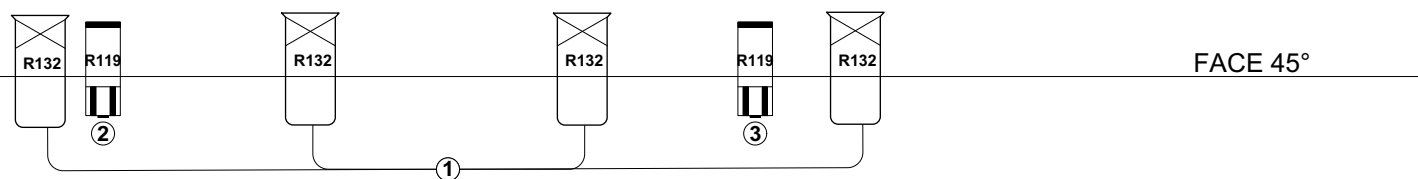
A3

Ce plan fait partie intégrante de la fiche technique (màj : 22/02/2017)

regie.vagabonds@gmail.com



PAR 64 CP61 (x4)	PC 1K (x7)
PAR 64 CP62 (x39)	
RJ 714 (x4)	RJ 614 (x2)
RJ 613 (x8)	



Cie Les Rois Vagabonds

Concerto pour deux clowns

Annexe 2 : Lumière Gril

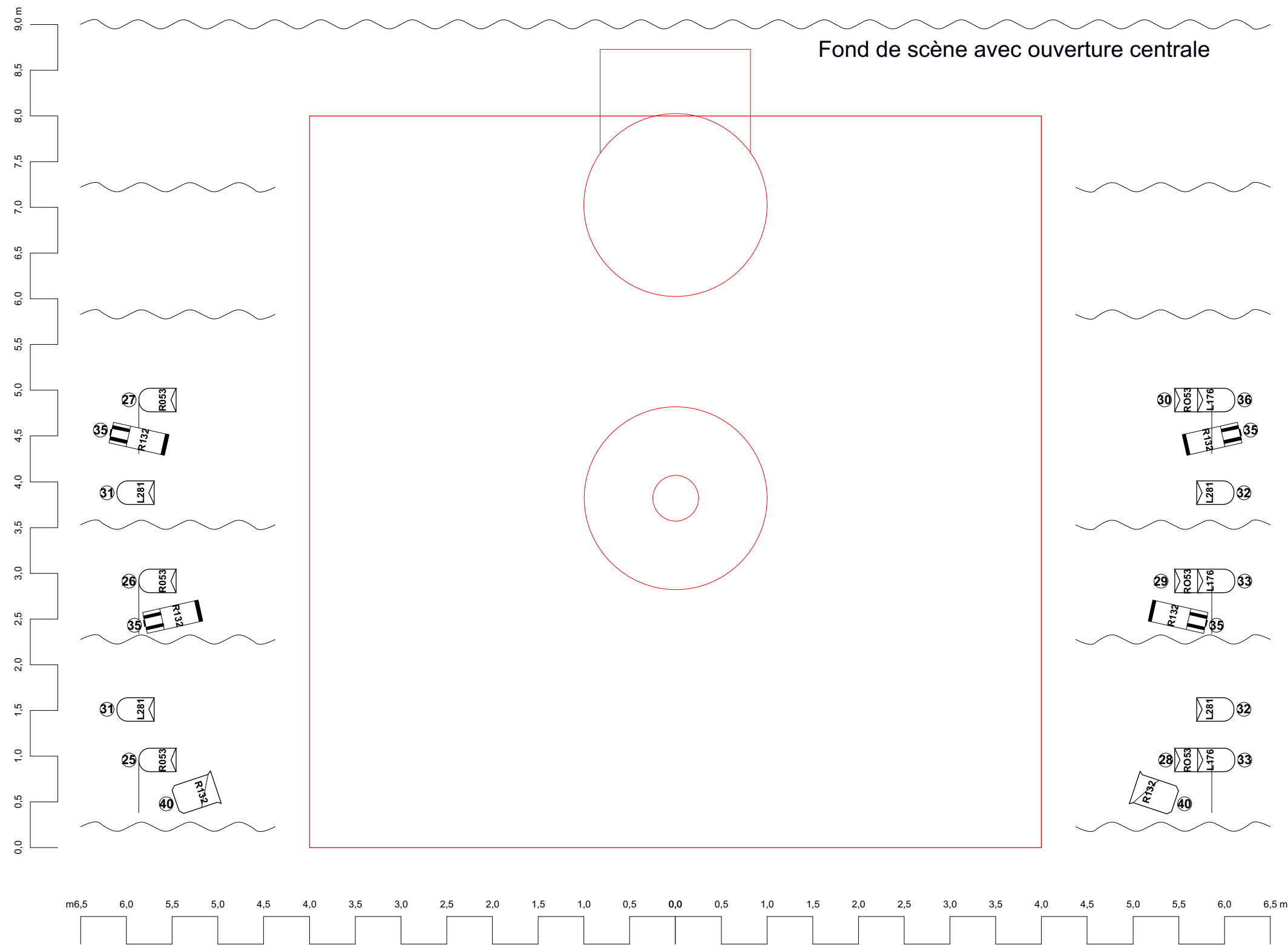
Ce plan fait partie intégrante de la fiche technique (màj : 22/02/2017)

ECH 1:50

A3

Vue Dessus

regie.vagabonds@gmail.com



PAR 64 CP61 (x4)	PC 1K (x7)
PAR 64 CP62 (x39)	
RJ 714 (x4)	RJ 614 (x2)
RJ 613 (x8)	

Cie Les Rois Vagabonds

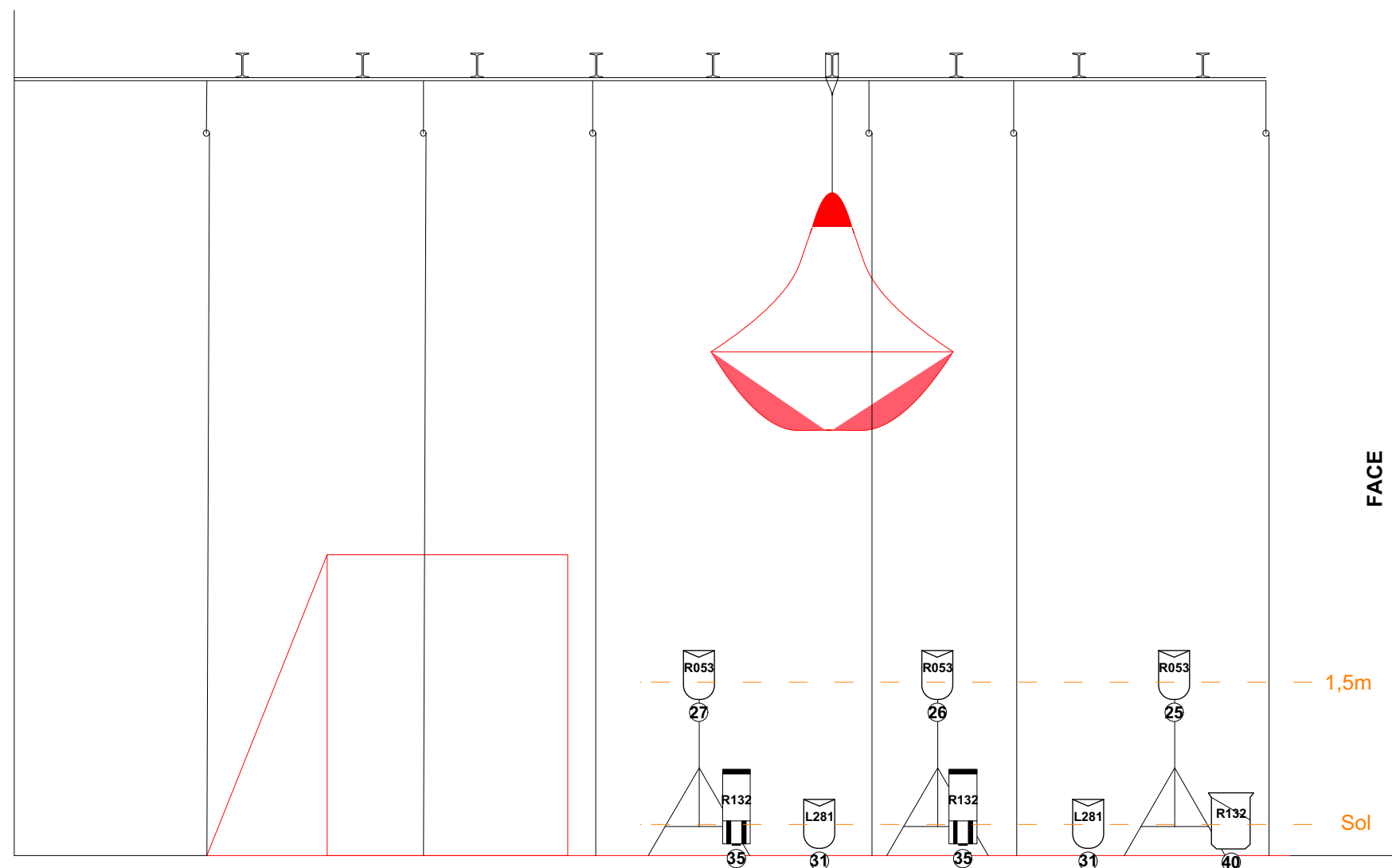
Concerto pour deux clowns

Annexe 3 : Lumière Sol

Ce plan fait partie intégrante de la fiche technique (màj : 22/02/2017)

ECH 1:50 A3
 Vue Dessus

regie.vagabonds@gmail.com



PAR 64 CP61 (x4)	PC 1K (x7)
PAR 64 CP62 (x39)	
RJ 714 (x4)	RJ 614 (x2)
	RJ 613 (x8)

Cie Les Rois Vagabonds

Concerto pour deux clowns

Annexe 4 : Lumière Sol Jardin

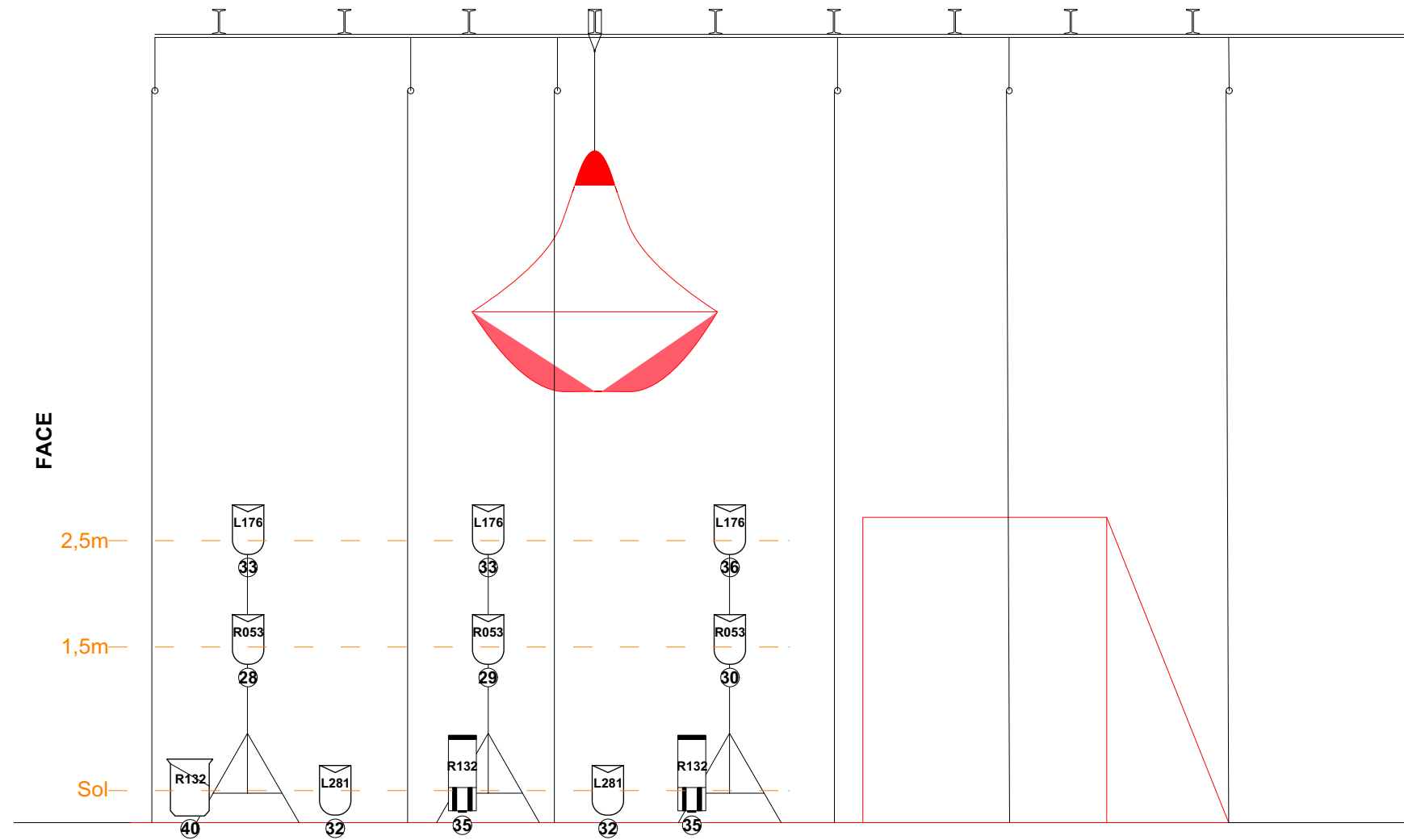
Ce plan fait partie intégrante de la fiche technique (màj : 22/02/2017)

ECH 1:50

A3

Coupe

regie.vagabonds@gmail.com



PAR 64 CP61 (x4)	PC 1K (x7)
PAR 64 CP62 (x39)	
RJ 714 (x4)	RJ 614 (x2)
RJ 613 (x8)	

Cie Les Rois Vagabonds

Concerto pour deux clowns

Annexe 5 : Lumière Sol Cour

Ce plan fait partie intégrante de la fiche technique (màj : 22/02/2017)

ECH 1:50

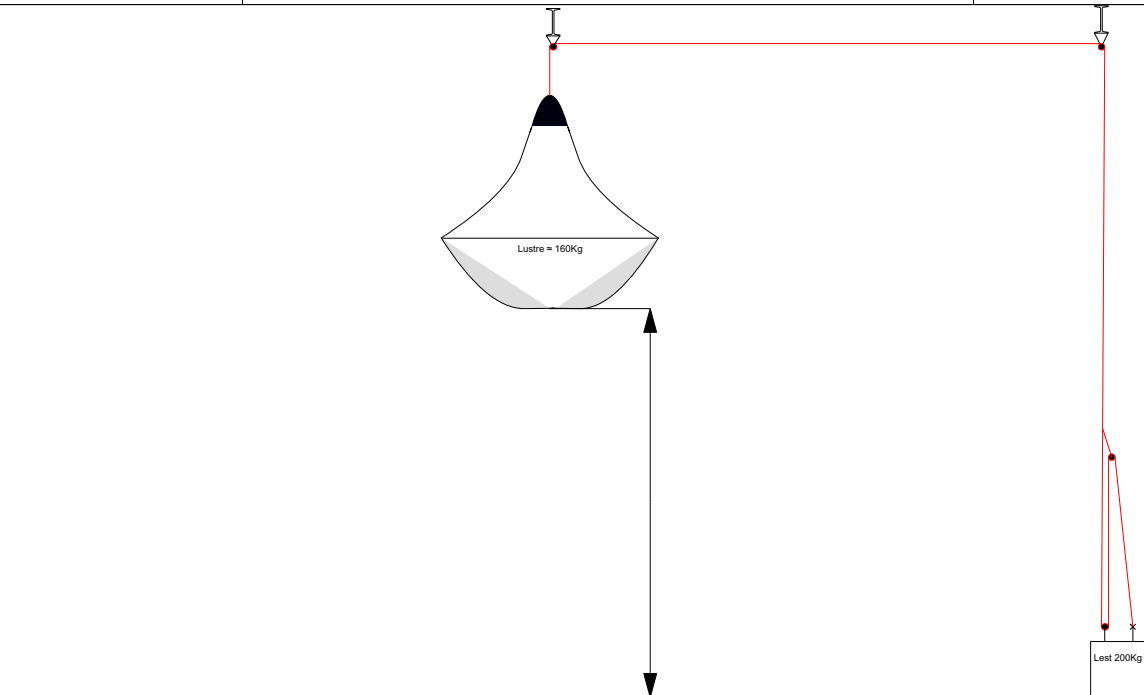
A3

Coupe

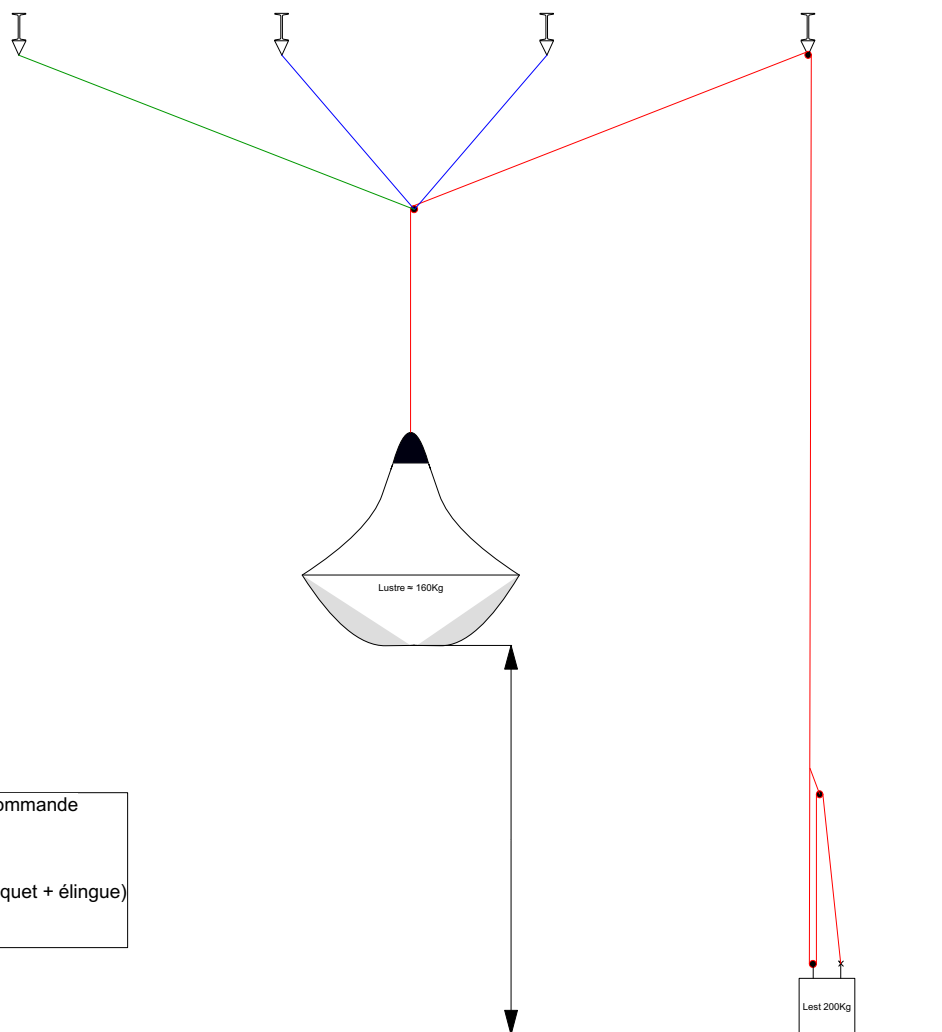
regie.vagabonds@gmail.com

Cie Les Rois Vagabonds	Annexe 6 : Feuille de Patch	Mise à jour du 22/02/2017
Concerto pour deux clowns		regie.vagabonds@gmail.com

Gril (hauteur 7 m)					
Dimmer	Circuit	Source	Gel	Perche	Distance (en m) du centre (=0)
	1	4 x 714	R132	FACE	-2,7 / -1 / +1 / +2,7
	2	613	R119	FACE	-2,3
	3	613	R119	FACE	+2
	4	2 x PC 1kW	R132	L1	+3,5 / -3,5
	5	3 x PAR CP62	L248	L1	-5 / -3 / -1
	6	3 x PAR CP62	L248	L2	-5 / -3 / -1
	7	3 x PAR CP62	L248	L4	-5 / -3 / -1
	8	3 x PAR CP62	L248	L1	5 / 3 / 1
	9	3 x PAR CP62	L248	L2	5 / 3 / 1
	10	3 x PAR CP62	L248	L4	5 / 3 / 1
	11	2 x PAR CP62	L281	L1	-4 / -4,5
	12	2 x PAR CP62	L281	L2	-4 / -4,5
	13	2 x PAR CP62	L281	L4	-4 / -4,5
	14	2 x PC 1kW	L147	L3	+0,5 / -0,5
	15	2 x PAR CP62	R035	L5	+1,5 / -1,5
	16	PAR CP61	L249	L5	0
	17	PAR CP61	L203	L6	0
	18				
	19				
	20	2 x 614	L203 + R119	L6	-3,5 / -3
	21	PAR CP61	L202	L6	+3
	22	PC 1kW	R132	L6	+3,6
	23	PAR CP62	L203	L3	-2
	24	2x613	L202 + R119	L3	+3 / +5,5
Sol					
Dimmer	Circuit	Source	Gel		Hauteur en m
	25	PAR CP62	#053		1,6
	26	PAR CP62	#053		1,6
	27	PAR CP62	#053		1,6
	28	PAR CP62	#053		1,6
	29	PAR CP62	#053		1,6
	30	PAR CP62	#053		1,6
	31	2 x PAR CP62	L281		Platine
	32	2 x PAR CP62	L281		Platine
	33	2 x PAR CP62	L176		2,5
	34				
	35	4 x 613	#132		Platine
	36	PAR CP62	L176		2,5
	37				
	38				
	39				
	40	2 x PC 1kW			Platine
	41				
	42				
	43				
	44				
256	45	Machine a fumée			
257	46				
	47				
	48	Public Salle			
	49				
	50				
	100	Service Coulisses			

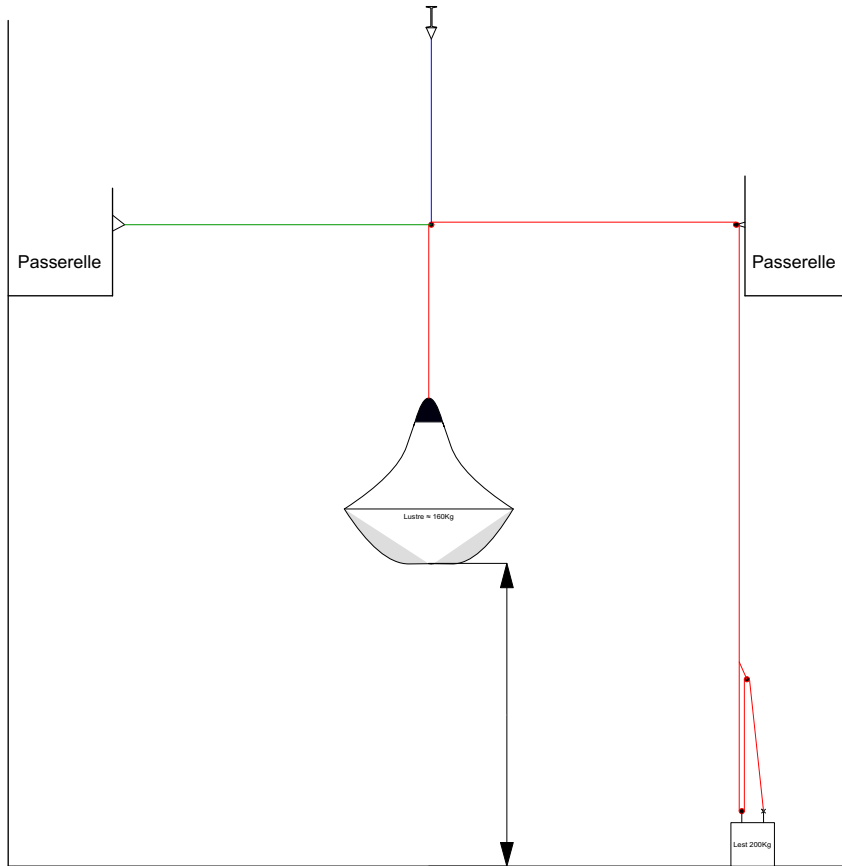


Point d'accroche central à moins de 9/10m

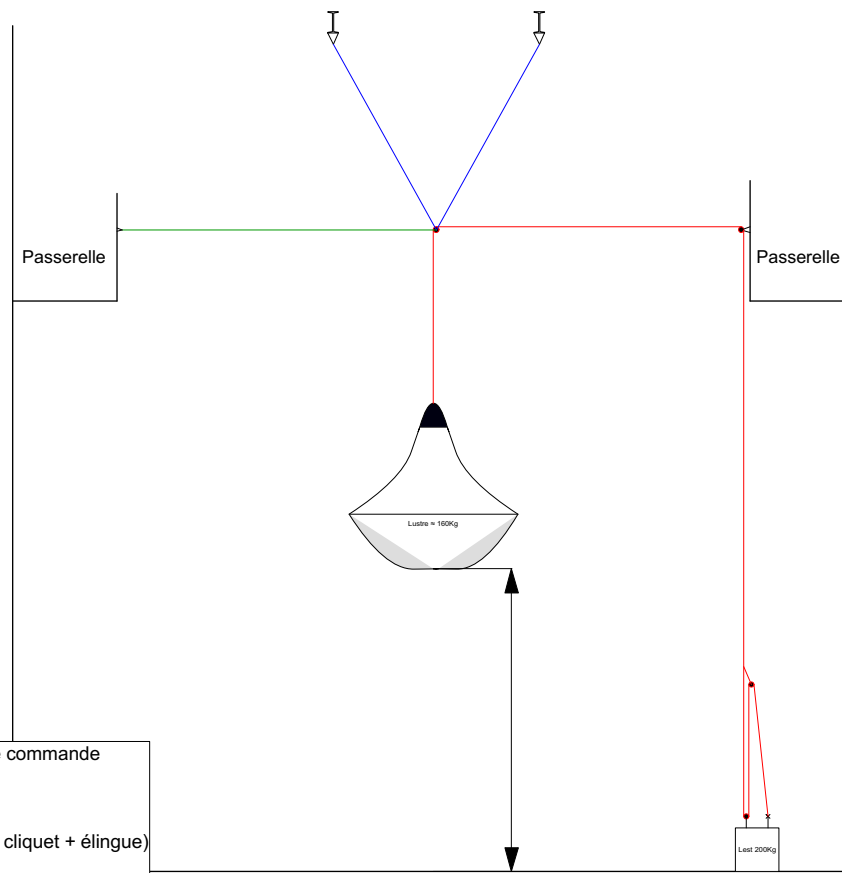


- Drisse de commande
- Élingue
- Hauban (sangle a cliquet + élingue)
- Poulie

Pas d'accroche centrale, points à moins de 9/10m



Point d'accroche central à plus de 9/10m



- Drisse de commande
- Élingue
- Hauban (sangle a cliquet + élingue)
- Poulie

Pas d'accroche centrale, points à plus de 9/10m